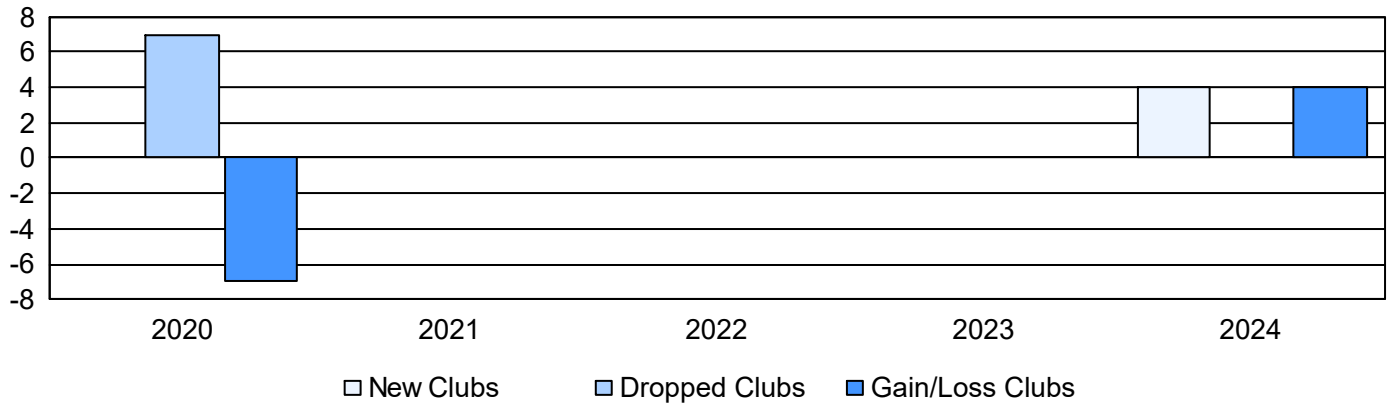
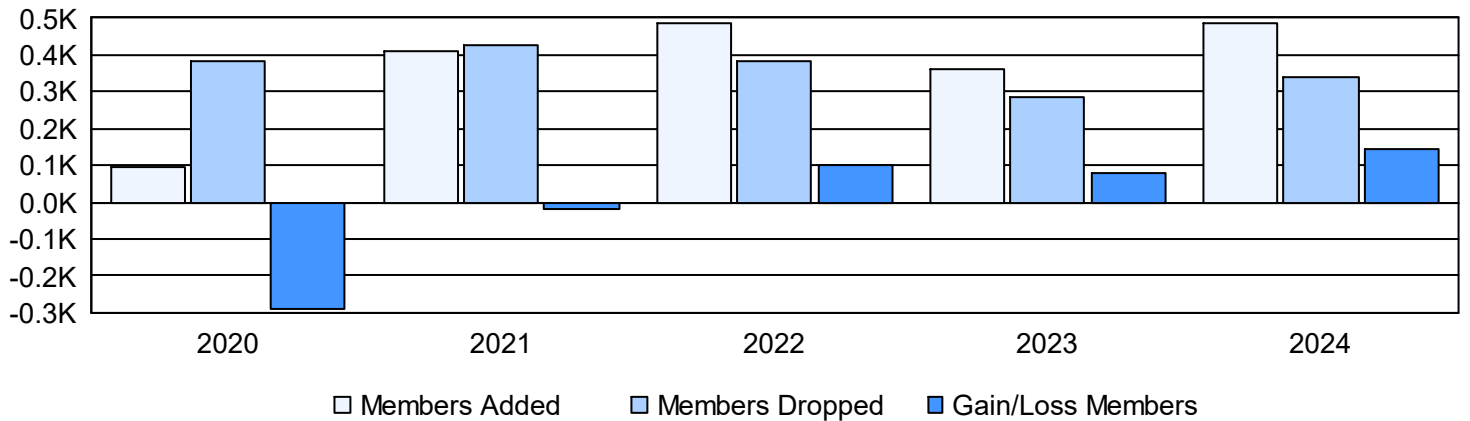


Year	New Clubs	Dropped Clubs	Gain/Loss Clubs	New Members	Charter Members	Reinstate Members	Transfer Members	Total Member Added	Total Members Dropped	Gain/Loss Members
2019-2020	0	7	-7	0	44	49	3	96	384	-288
2020-2021	0	0	0	278	49	47	34	408	426	-18
2021-2022	0	0	0	282	76	71	55	484	384	100
2022-2023	0	0	0	266	38	14	46	364	285	79
2023-2024	4	0	4	303	114	50	19	486	340	146
<b>Average</b>	<b>1</b>	<b>1</b>	<b>-1</b>	<b>226</b>	<b>64</b>	<b>46</b>	<b>31</b>	<b>368</b>	<b>364</b>	<b>4</b>

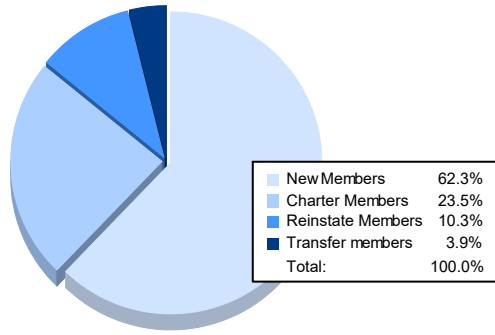
### Clubs



### Members



### Membership Composition June 2024 Cumulative



### Gender Composition June 2024 Cumulative

